

LSLV-58

Shuttle Valve

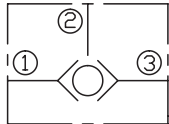
DESCRIPTION

A cartridge-style, ball-type shuttle valve

OPERATION

The valve will allow flow from the higher pressure of port ① or ③ to the port ② . The valve is commonly used to direct oil from the pressure side of a bidirectional hydraulic motor to a pressure-released hydraulic brake.

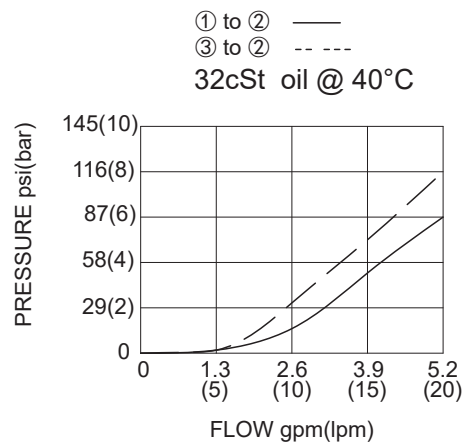
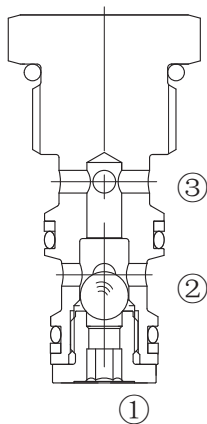
SYMBOL



SPECIFICATIONS

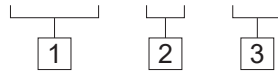
Operating Pressure	350bar
Flow	See PRESSURE DROP VS.FLOW graph.
Internal Leakage	5 drops/min max. at 350bar
Temperature	-40°F to +250°F(-40°C to +120°C)
Filtration	See Page N-1
Fluids	Mineral-based fluids with viscosities of 7.4 to 420 cSt.
Cavity	08-3, See page M-1
Housing Material	Steel & Ductile iron rated to 350bar

PRESSURE DROP VS.FLOW



TO ORDER

LSLV - 58 - * *



1 Function

LSLV=Ball Type, Cartridge Shuttle Valve

2 Size

58=08 Size

3 Port Size

Omit=None
 4T=SAE4
 6T=SAE6
 2G=G 1/4
 3G=G 3/8

※ See page K-2 for detail of housing
 ※ Other port sizes are available

D

INSTALLATION DIMENSIONS

Unit=Millimeters

