

LSV2-08-2 NCP-J

2-Way,2-Position,Normally closed
Poppet-type Solenoid Valve

DESCRIPTION

A solenoid operated, 2-way, 2-position, normally closed, poppet-type cartridge valve.

OPERATION

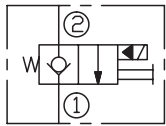
When de-energized, the valve acts as a check valve, allowing flow from ① to ②, while blocking flow from ② to ①.

When energized, the poppet lifts to open the ② to ① flow path.

Operation of Manual Override Option

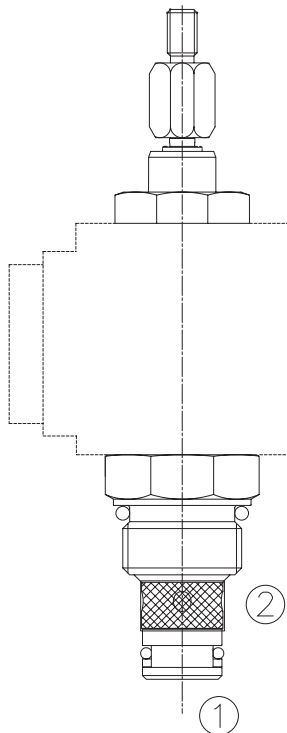
The “J” Option includes a male 10-32 thread for a cable attachment. If a cable is used, the internal valve spring may not provide enough force to overcome internal cable friction. An external means of returning the cable must be provided by the user.

SYMBOL

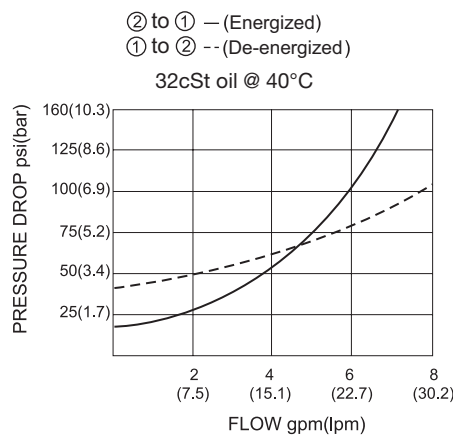


SPECIFICATIONS

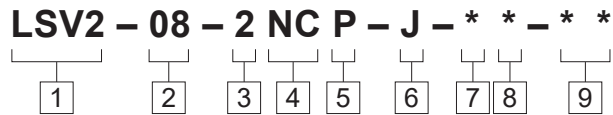
Max.Operating Pressure	207bar
Flow	See PRESSURE DROP VS.FLOW graph.
Internal Leakage	2 drops/min max. at 207bar
Temperature	-40°F to +212°F(-40°C to +100°C)
Coil Duty Rating	Continuous from 85% to 115% of nominal voltage
Filtration	See page N-1
Fluids	Mineral-based fluids with viscosities of 7.4 to 420 cSt.
Cavity	08-2,See page M-1
Housing Material	6061-T6 aluminum alloy rated to 207bar, Steel & Ductile iron rated to 350bar



PRESSURE DROP VS.FLOW



TO ORDER



- 1 Function**
LSV2=Solenoid Valve

- 2 Size**
08=08 Size

- 3 Flow Path**
2=2-Way

- 4 Style**
NC=Normally Closed

- 5 Type**
P=Poppet

- 6 Manual Override Option**
J=Suitable for Cable Adapter

- 7 Coil Voltage**
1=12 VDC
2=24 VDC
3=110 VAC
4=220 VAC
5=10 VDC
7=48 VDC
8=24 VAC

- 8 Coil Connector Type**
D= Double Lead
S= Single Lead
H= Hirschmann
ER= Deutsch Connector(Water-proof Coil)
E= Single Stud
B= Double Spade

- 9 Port Size**
Omit=None
4T=SAE 4
6T=SAE 6
2G=G 1/4
3G=G 3/8

- ※ See page K-1 for detail of housing
- ※ Other port sizes are available

INSTALLATION DIMENSIONS

Coil Must Be Installed With Letter Up

Unit=Millimeters

