

LSV2-08-4 CO

4-Way,2-Position,
Spool-type Solenoid Valve

DESCRIPTION

A solenoid operated, 4-way, 2-position, spool-type cartridge valve.

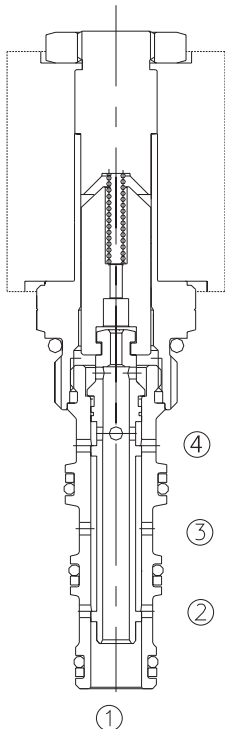
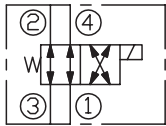
OPERATION

When de-energized, the valve allows flow from ③ to ② or from ② to ③ and from ④ to ① or from ① to ④ . When energized, the cartridge's spool shifts to allow flow from ③ to ④ or from ④ to ③ and from ② to ① or from ① to ② .

Operation of Manual Override Option

To override, push button in, twist counterclockwise 180°and release. In this position, valve will remain detented in the shifted condition. To return to normal operation, push button in, twist clockwise 180°and release. Override will be detented in this position.

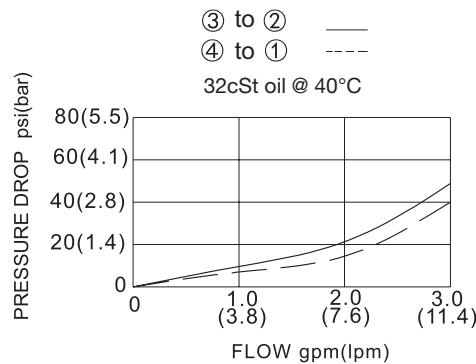
SYMBOL




SPECIFICATIONS

Operating Pressure	207bar
Flow	See PERFORMANCE CHARACTERISTIC graph.
Internal Leakage	(per land)82cc/min max. at 207bar
Temperature	-40°F to +212°F(-40°C to +100°C)
Coil Duty Rating	Continuous from 85% to 115% of nominal voltage
Filtration	See page N-1
Fluids	Mineral-based fluids with viscosities of 7.4 to 420 cSt.
Cavity	08-4,See page M-1
Housing Material	6061-T6 aluminum alloy rated to 207bar, Steel & Ductile iron rated to 350bar

PRESSURE DROP VS.FLOW



TO ORDER



- 1 Function**
LSV2=Solenoid Valve

- 2 Size**
08=08 Size

- 3 Flow Path**
4=4-Way

- 4 Style**
CO=Crossover

- 5 Manual Override Options**
Omit=None
M=Manual Override

- 6 Coil Voltage**
1=12 VDC
2=24 VDC
3=110 VAC
4=220 VAC
5=10 VDC
7=48 VDC
8=24 VAC

- 7 Coil Connector Type**
D= Double Lead
S= Single Lead
H= Hirschmann
ER= Deutch Connector(Water-proof Coil)
E= Single Stud
B= Double Spade

- 8 Port Size**
Omit=None
4T=SAE 4
6T=SAE 6
2G=G 1/4
3G=G 3/8

- ※ See page K-3 for detail of housing
- ※ Other port sizes are available

INSTALLATION DIMENSIONS

Coil Must Be Installed With Letter Up

Unit=Millimeters

