

# LSV2-10-2 NCS

2-Way,2-Position,  
Spool-type Solenoid Valve

## DESCRIPTION

A solenoid operated, 2-way, 2-position, normally closed, spool-type cartridge valve.

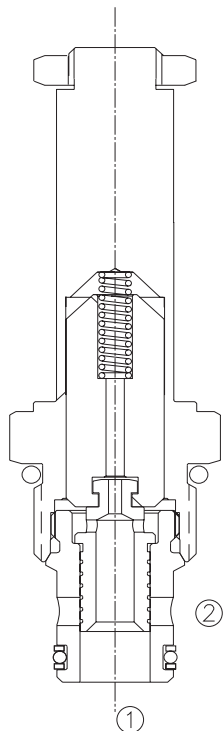
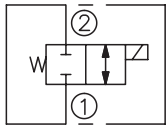
## OPERATION

When de-energized, the valve blocks flow in both directions. When energized, the cartridge's spool shifts to allow flow in both directions.

### Operation of Manual Override Option

To override, push button in, twist counterclockwise 180° and release. In this position, the valve will remain open in a detented condition. To return to normal operation, push button in, twist clockwise 180° and release. Override will be detented in this position.

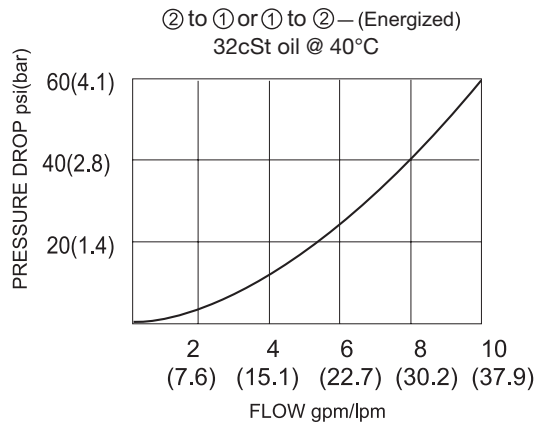
## SYMBOL



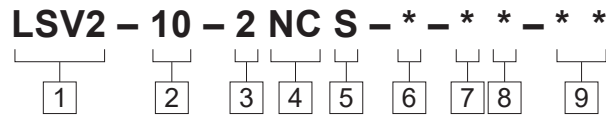
## SPECIFICATIONS

Operating Pressure	207bar
Flow	See PRESSURE DROP VS.FLOW graph.
Internal Leakage	82 cc/min max. at 207bar
Temperature	-40°F to +212°F(-40°C to +100°C)
Coil Duty Rating	Continuous from 85% to 115% of nominal voltage
Filtration	See page N-1
Fluids	Mineral-based fluids with viscosities of 7.4 to 420 cSt.
Cavity	10-2, See page M-2
Housing Material	6061-T6 aluminum alloy rated to 207bar, Steel & Ductile iron rated to 350bar

## PRESSURE DROP VS.FLOW



**TO ORDER**



- 1 Function**  
LSV2=Solenoid Valve

---

- 2 Size**  
10=10 Size

---

- 3 Flow Path**  
2=2-Way

---

- 4 Style**  
NC=Normally Closed

---

- 5 Type**  
S=Spool

---

- 6 Manual Override Options**  
Omit=None  
M=Manual Override

---

- 7 Coil Voltage**  
1=12 VDC  
2=24 VDC  
3=110 VAC  
4=220 VAC  
5=10 VDC

---

- 8 Coil Connector Type**  
D= Double Lead  
H= Hirschmann  
C= Conduit  
ER= Deutsch Connector(Water-proof Coil)  
B= Double Spade

---

- 9 Port Size**  
Omit=None  
6T=SAE 6  
8T=SAE 8  
3G=G 3/8  
4G=G 1/2

---

- ※ See page K-4 for detail of housing
- ※ Other port sizes are available

**INSTALLATION DIMENSIONS**

Coil Must Be Installed With Letter Up

Unit=Millimeters

